

# Forest Lore Field Guide

A Beginner's Companion to Trees,  
Animals & Seasonal Magic

Step gently. Observe closely. Listen deeply.



# Welcome & How to Use This Guide



## Welcome to your Forest Lore Field Guide!

This guide is designed to help you explore the magic and wisdom of the Woodland World.

Whether you walk in your local woods or explore a nearby park, these pages will help you connect with trees, animals, seasonal plants and the subtle messages of nature.

### Tips for Ethical Exploration

- Respect the land - tread lightly and leave no trace
- Only use fallen leaves, cones or natural items – do not harm living plants.
- Observe quietly – the forest speaks in whispers.

### How to Use This Guide

- Use the charts to help guide your observations.
- Record observations about trees, animals, plants and seasonal changes.
- Try simple rituals or practices to attune to the forest's energy



# Tree Wisdom Quick Reference

Tree	Energy & Symbolism	Simple Rituals & Uses	Seasonal Notes
Oak	Strength, Courage, Grounding	Sit beneath the branches for grounding, carry acorns or leaves as protective charms	Best in spring & summer for vitality & clarity
Ash	Bridging Realms, Guidance	Meditate near ash for insight during transitions; use fallen bark in altar crafts	Autumn for reflection & spiritual connection
Rowan	Protection, Intuition	Hang berries near doors; carry a small leaf in a pouch for luck; meditate on second sight	Late spring & summer for intuitive work
Holly	Resilience, Winter Protection	Decorate altars with leaves & berries; offer gratitude for endurance	Winter solstice & midwinter rituals
Pine	Clarity, Longevity	Burn needles for purification; meditate beneath tall pines for focus	Year round, strongest in winter for resilience
Cedar	Protection, Purification	Create smudge bundles with fallen branches; carry small pieces for clearing energy	Spring for cleansing & renewal
Juniper	Spiritual Connection, Cleansing	Burn or hang berries; include in meditation or ritual baths for clarity	Autumn & winter for protection & spiritual work



# Animal Spirits & Seasonal Messengers

Animal	Energy & Symbolism	Observing & Working with them
Deer	Gentleness, Awareness, Thresholds	Notice where deer appear; reflect on new beginnings and mindfulness; sketch or journal tracks
Owl	Intuition, Shadow Sight, Inner Wisdom	Listen for calls at night; meditate on messages; record sightings or call in your journal
Fox	Adaptability, Cleverness, Subtle Guidance	Observe paths and behaviors; consider creative solutions to challenges; note seasonal patterns
Crow	Intelligence, Guardianship, Messenger	Track repeated visits or unusual behavior; journal insights; use feathers as symbolic tokens
Rabbit	Fertility, Quick thinking, Resourcefulness	Watch movement patterns; connect with new opportunities; record encounters and observations
Badger	Determination, Courage, Groundedness	Note where badgers emerge; reflect on resilience; journal insights for shadow work
Squirrel	Planning, Energy, Preparation	Observe activity and hoarding behavior; practice mindfulness of resources; record seasonal changes

## Tips for Working With Animal Spirits

- Always **observe respectfully** – do not disturb or interfere
- Journal patterns and encounters; repetition often carries messages
- Consider the season and context – timing matters in interpreting meaning
- Use **symbolic offerings** like water, song or a small drawing to honor animal guides. **Never feed wild animals.**

# Weather Signs & Forest Omens

Weather/ Forest Sign	Traditional Meaning	How to Observe and Record
Wind/Rustling Leaves	Change, Caution, Subtle Guidance	Note direction, strength and timing; reflect on what shifts may be coming in life or forest energy
Bird Calls/ Sudden Silence	Messages, Insight, Warning	Record species, number and unusual patterns; journal any thoughts or feelings that arise
Fog/Mist	Veil between worlds, Mystery	Observe movement and density; consider reflection, meditation or divination practices
Rain	Growth, Renewal, Abundance	Track frequency and intensity; connect with plant and animal cycles
Sun or Moon Halos	Protection, Insight, Clarity	Note time, phase and location; reflect on personal and seasonal guidance
Storms/ Thunder	Transformation, Release, Cleansing	Observe changes in forest behavior (animals, wind, water); journal lessons or patterns
Frost/Ice	Stillness, Clarity, Endurance	Record appearance, duration and location; reflect on inner resilience and preparation

## Tips for Use

- Observe respectfully and mindfully – slow down and tune into the subtle messages.
- Use the table alongside a journal or sketchbook to record patterns, insights and seasonal rhythms.
- Revisit your entries periodically to notice cycles, repetitions and personal interpretations



# Seasonal Plant Magic

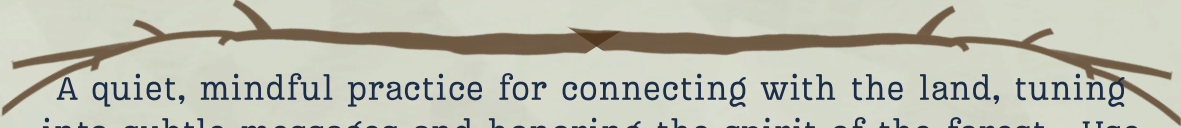
Season	Symbolism & Energy	Magical Uses	Tips for observing/working with Plants
Spring	Renewal, Protection, Fresh Beginnings	Use new shoots and flowers in protection charms or blessings; meditate on growth and fresh starts	Observe early blooms; collect fallen petals or seeds; note plant growth cycles
Summer	Abundance, Energy, Joy	Use berries, fragrant herbs and lush foliage for abundance spells, gratitude rituals or altar decoration	Smell, touch and note plant energy; record peak growth and harvest timing
Autumn	Transformation, Shadow Work, Harvest Blessings	Use fallen leaves, roots and mushrooms in letting-go rituals or shadow work; honor harvests	Collect symbolic materials; journal changes in color, decay and forest energy
Winter	Clarity, Endurance, Communication with the Unseen	Use evergreens - pine, cedar, holly - in protection, reflection and endurance rituals	Observe frost, patterns and stillness; focus on energy rather than collecting living material

## Ethics & Safety Tips

- Only use fallen or naturally shed materials
- Respect protected or private lands
- Move gently and leave no trace – honor the life of the forest



# Simple Forest Ritual: The Listening Walk



A quiet, mindful practice for connecting with the land, tuning into subtle messages and honoring the spirit of the forest. Use this ritual any season – even a backyard, park or trail works beautifully.

## The Listening Walk Ritual

### Enter Quietly

Step into the forest or green space with calm intention. Walk slowly, allowing the noise of the outside world to fade away.

### Pause Where You Feel Welcomed

Stop at a spot that feels peaceful, curious or simply “right.” Let your body guide you.

### Breathe with the Land

Take *three deep breaths* – in through the nose, out through the mouth. Feel the air, the scent, the temperature, the atmosphere.

### Open your Awareness

Without forcing anything, notice:

- the trees closest to you
- plants at your feet
- animal sounds or movement
- the quality of the wind, light or shadows

Let the Forest introduce itself.

### Offer Simple Gratitude

This can be:

- a silent thank you
- a breath released with intention
- a whispered word
- a soft hum or song
- a gentle touch to a fallen leaf or stone

No offerings left behind – only presence

### Close with Reflection

Stand or sit for a moment and let impressions settle. Trust your intuition.

### Optional Journal Prompt

*What is this place telling me today?*

Write freely – sensations, symbols, emotions, memories or messages. There is no right or wrong, just you.



# My Forest Observations

**Use this space to record anything you notice on your forest walks**

- Trees, plants and seasonal changes
- Animal encounters or tracks
- Weather patterns, sounds or subtle omens
- Thoughts, feelings or intuitive messages



# My Forest Observations



*This guide is designed for quick observations. For more detailed journaling, consider keeping a separate forest notebook alongside this guide*



## Resources & Next Steps



### Explore More





For deeper guidance on forest lore, tree magic, animal spirits and seasonal practices visit the full **Forest & Woodland Lore** blog post at [www.brambleandbloomstudio.com/journal](http://www.brambleandbloomstudio.com/journal)

### Upcoming Product

A more detailed companion is coming soon: **Forest Rituals & Seasonal Guide** – including extended rituals, seasonal charts, guided magical practices and extended journaling and reflection options. Follow my Etsy shop to keep updated about new releases: <https://www.etsy.com/shop/Brambleandbloomstudi>

### Stay Connected

Follow on Social Media for seasonal inspiration, tips for woodland walks and an all around good time:

-  @brambleandbloomst
-  @brambleandbloomstudio
-  @brambleandbloomstudio
-  @brambleandbloomstudio

### Tips for Use

Return to your journal pages regularly, track seasonal patterns and notice how your connection with the forest deepens over time. And, most importantly: Relax and You do You. There is no right or wrong way to use this guide – just enjoy the process and let curiosity lead.

Finally...thank you for exploring this guide! Your time in the forest – whether big or small – is a meaningful way to connect with the natural world, yourself and the magic around you and I wish you all the luck!